

THE NETHERLANDS  
(N E D E R L A N D)

## COMMUNICATION




Concerning <sup>(1)</sup>:

- approval granted
- ~~approval extended~~
- ~~approval refused~~
- ~~approval withdrawn~~
- ~~production definitely discontinued~~

of a type of ~~electrical~~/electronic sub-assembly <sup>(1)</sup> with regard to Regulation number 10.**Approval number: E4-10R-053620****Extension number: 00**

1. Make (trade name of manufacturer) : Victron Energy B.V.
2. Type and general commercial description(s) : Blue Power IP65 Charger 12/15(1)  
Similar to:
  - Blue Power IP65 Charger 12/10(1)
3. Means of identification of type, if marked on the ~~vehicle/component~~/ separate technical unit <sup>(1)</sup> : Typeplate on enclosure
- 3.1. Location of that marking : Side of Product
4. Category of vehicle : All
5. Name and address of manufacturer : Victron Energy B.V.  
De Paal 35  
1351 JG Almere Haven  
The Netherlands
6. In the case of components and separate technical units, location and method of affixing of the approval mark : Side of Product



- 7. Address(es) of assembly plant(s) : 
- 8. Additional information (where applicable) : see Appendix below
- 9. Technical service responsible for carrying out the tests : TÜV Rheinland Nederland B.V.  
Eiberkamp 10  
9351 VT Leek  
The Netherlands
- 10. Date of test reports : June 23, 2016
- 11. Number of test report : 15112406.a01\_VER01
- 12. Remarks (if any) : see Appendix
- 13. Place : Zoetermeer
- 14. Date : 26-OCT-2016
- 15. Signature :   
  
L. Vellekoop
- 16. The index to the information package lodged with the approval authority, which may be obtained on request, is attached.
- 17. Reasons for extension : Not applicable

---

<sup>(1)</sup> Strike out what does not apply.

## APPENDIX

to type-approval communication form number: E4-10R-053620, Extension number: 00

concerning the type-approval of an ~~electrical~~/electronic sub-assembly<sup>(1)</sup> under Regulation number 10.

1. Additional information : See annex
- 1.1. Electrical system rated voltage : 12 V DC ~~pos./neg.~~ ground<sup>(1)</sup>
- 1.2. This ESA can be used on any vehicle type with the following restrictions : None
- 1.2.1. Installation conditions, if any : n.a.
- 1.3. This ESA can be used only on the following vehicle types : All
- 1.3.1. Installation conditions, if any : See Installation manual, attached
- 1.4. The specific test method(s) used and the frequency ranges covered to determine immunity were : ESA Not Safety related. Tests not applicable
- 1.5. Laboratory accredited to ISO 17025 and recognized by the Approval Authority responsible for carrying out the tests : TÜV Rheinland Nederland B.V.  
Eiberkamp 10  
9351 VT Leek  
The Netherlands
2. Remarks : Attached to this Type Approval:  
1 Application form  
1 Annex 2B form  
1 EMC Testreport  
1 Manual/datasheet  
Photos (testreport and manual)  
BOM's  
Schematic Diagrams  
PCB Layouts

---

<sup>(1)</sup> Strike out what does not apply.

